

Maintenance and Cleaning

Istruzioni per la manutenzione e la pulizia dei prodotti

I prodotti Profilo Smart non richiedono particolare manutenzione.

Per la pulizia, utilizzare un detergente neutro, evitando prodotti contenenti acidi o cloro.

Risciacquare con abbondante acqua e asciugare con un panno morbido.

Maintenance & Cleaning instructions

No maintenance is required.

For cleaning, use a detergent with neutral pH, avoiding products containing acids or chloride.

Wash off with abundant water and dry with a soft cloth.

Entretien et nettoyage

Aucun entretien particulier n'est nécessaire.

Pour nettoyer utiliser un produit au pH neutre.

Eviter tout produit à haute teneur en acide ou chlore.

Rincer abondamment et sécher avec un chiffon lisse.

Instrucciones de lavado y mantenimiento de los productos

Los productos Profilo Smart no necesitan ningún tipo de mantenimiento especial.

Para la limpieza usar detergentes neutros adecuados y evitar productos que contengan ácidos o cloro.

Enjuagar con abundante agua y secar con un paño suave.

Anweisung für die Instandhaltung und die Reinigung des Produkte.

Profilo Smart Produkte erfordern keine besondere Instandhaltung.


Zur Reinigung benutzen Sie ein neutrales Reinigungsmittel und vermeiden Sie Säuren oder Chlor.

Mit viel Wasser nachspülen und mit einem weichen Tuch abtrocknen.

Garanzia Profilo smart si impegna a sostituire componenti o prodotti con difetti di fabbricazione per un periodo di 5 anni dalla data di fatturazione.
Guarantee Profilo smart makes a commitment to remedy material and manufacturing defects for a period of five years from the invoicing date.

NOTES

Distributed by:



ProfiloSmart

Guinness Enterprise Centre, Taylor's Lane, D8, Dublin, Ireland
(w) profilosmart.com (e) info@profilosmart.com (t) +353 1 6874074 (f) +353 1 5261734
Registration n. 572291 - VAT/EORI IE3395628LH

ProfiloSmart

SENZA LIMITI

Washbasin bracket for horizontal track
height and sideways adjustable

Istruzioni di montaggio

Fitting Instructions

Fiche d'installation

Montageanleitung

Instrucciones de uso

Instruções de montagem

Montagevoorschriften

Monteringsvejledning

Monteringsanvisningar

Utrustning instruksjoner

Asennusohjeet

Διαρρύθμιση οδηγίες

Montáž

Neuklapanje upute

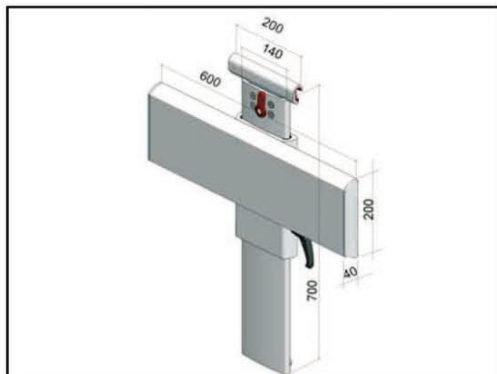
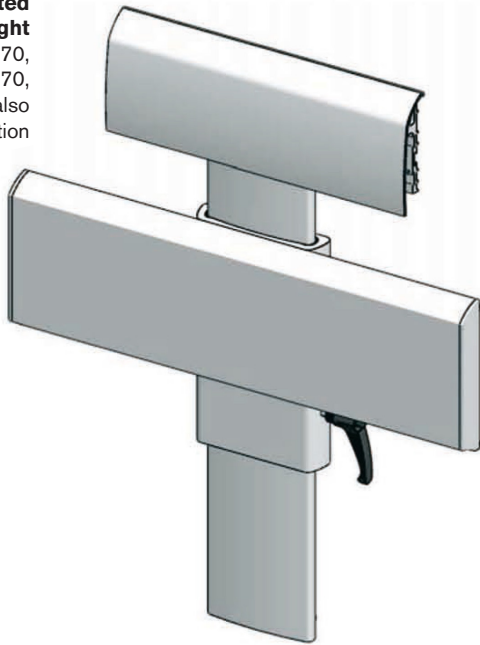
Navodila za vgradnjo

Instrukcje montażu

Монтажные инструкции

Montaj talimatları

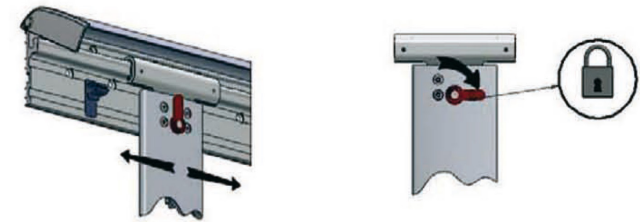
For the **wall mounted washbasin bracket, height adjustable** (41-131-70, 41-132-70, 41-133-70, 41-134-70) please see also the "Vertical track installation instructions".



41-141-70 (60 cm), 41-142-70 (90 cm),
41-143-70 (100 cm), 41-144-70 (custom)



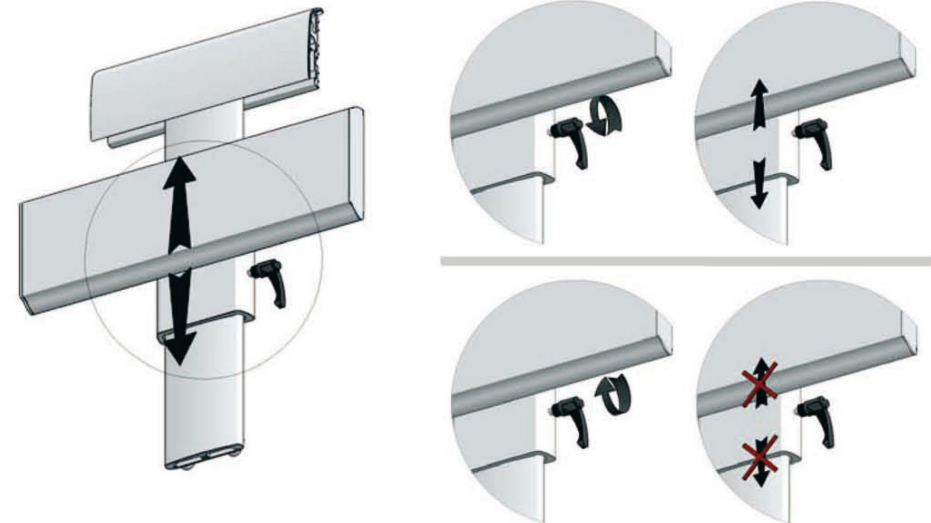
1



2



3



4